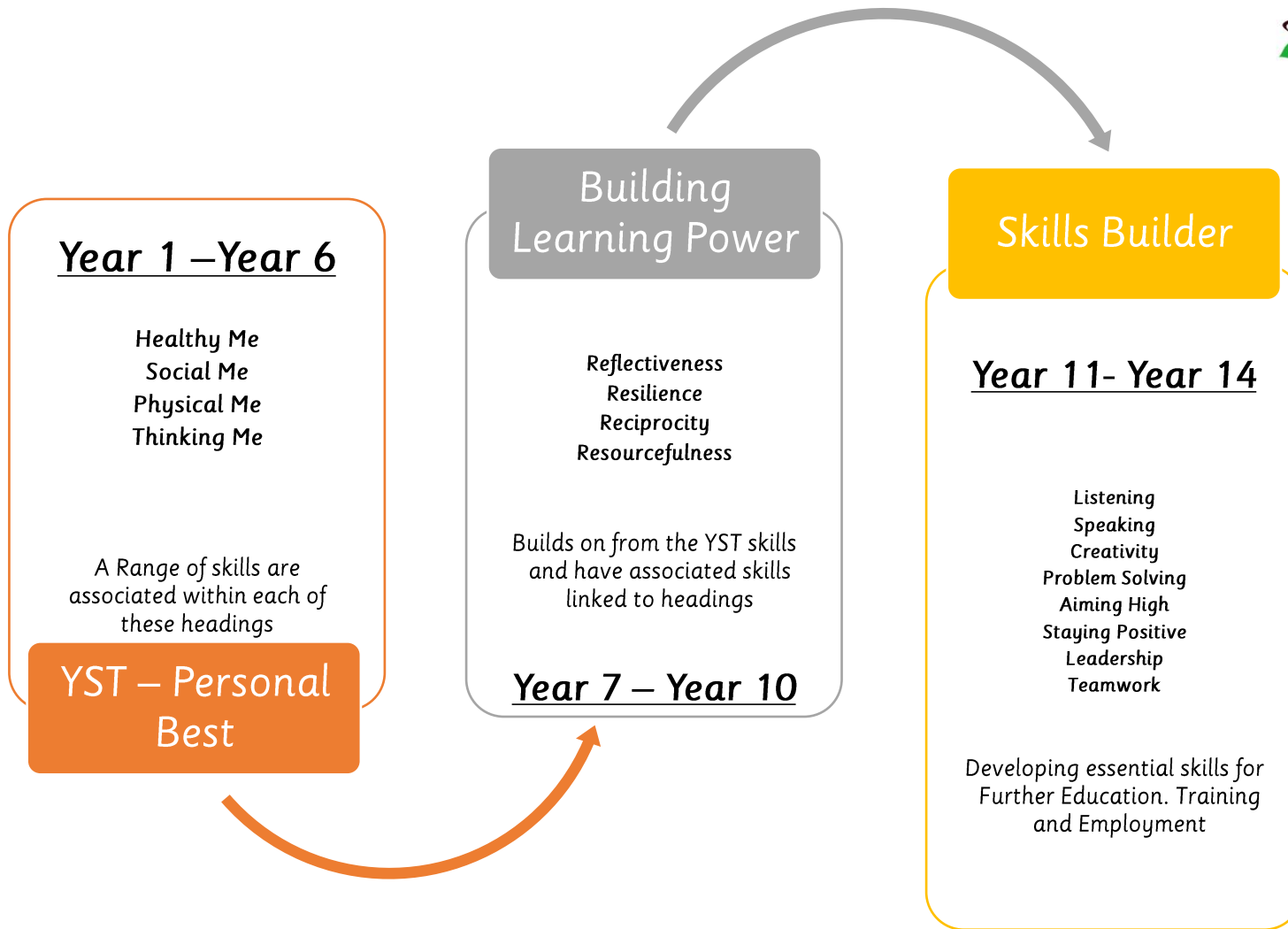




Growing Learner Skills @ Abbey



Every half term a different skill is planned for promoted through the curriculum and QA cycle.

Year 1-Year 6: What does this look like?

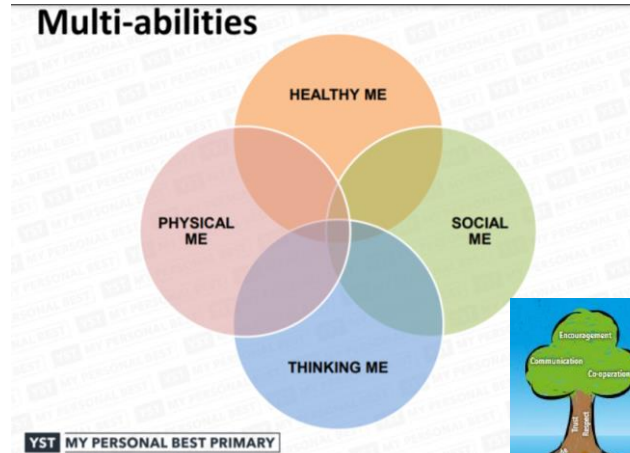


Year 1 –Year 6

Healthy Me
Social Me
Physical Me
Thinking Me

A Range of skills are associated within each of these headings

YST – Personal Best



Social ME... 2

Empathy
I understand how others feel.

I'd like to understand why you think that...

When I have empathy I think and say:

- I am listening...
- Tell me why you feel that...
- I understand you feel...

For example:

In PE

- If my team mate doesn't want to join in the game, I try to find out why.
- I encourage my partner when we are running because he isn't as fit as me.

In school

- I listen to my class mates and ask questions so I understand their ideas.
- I don't tease my friend when she gets her sums wrong, even though I find them easy.

Social ME

I am practising:

- Gratitude
- Empathy
- Fairness

Tick the one you practised.

I showed this skill by doing or saying...

Write or draw what you did or said.

Main drivers PE and PHSE

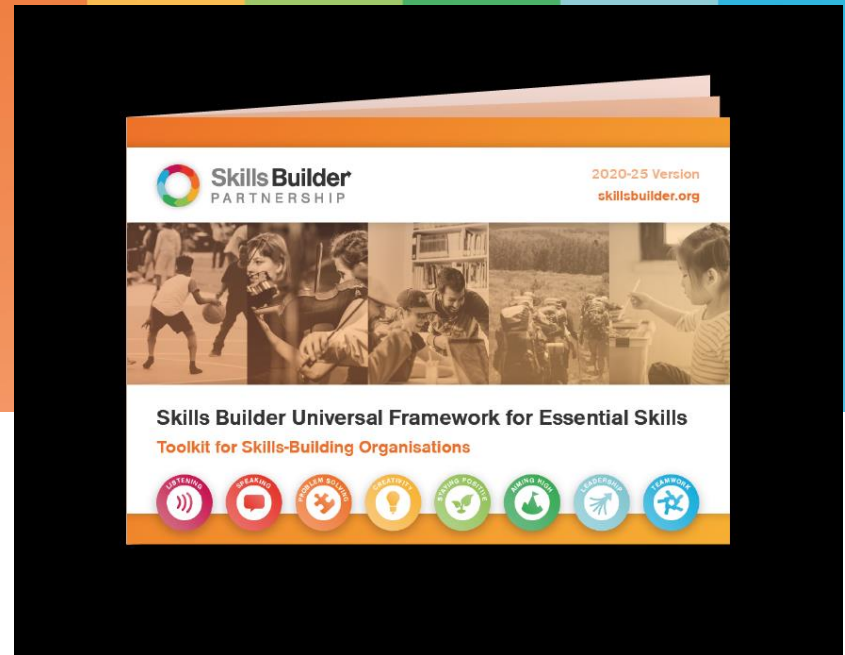

Year 11- Year 14: What does this look like?

Skills Builder

Year 11- Year 14

Listening
Speaking
Creativity
Problem Solving
Aiming High
Staying Positive
Leadership
Teamwork

Developing essential skills for
Further Education. Training
and Employment



Main drivers : Carers and Enterprise